

Blue Range Rallysprint Route (Competitors)

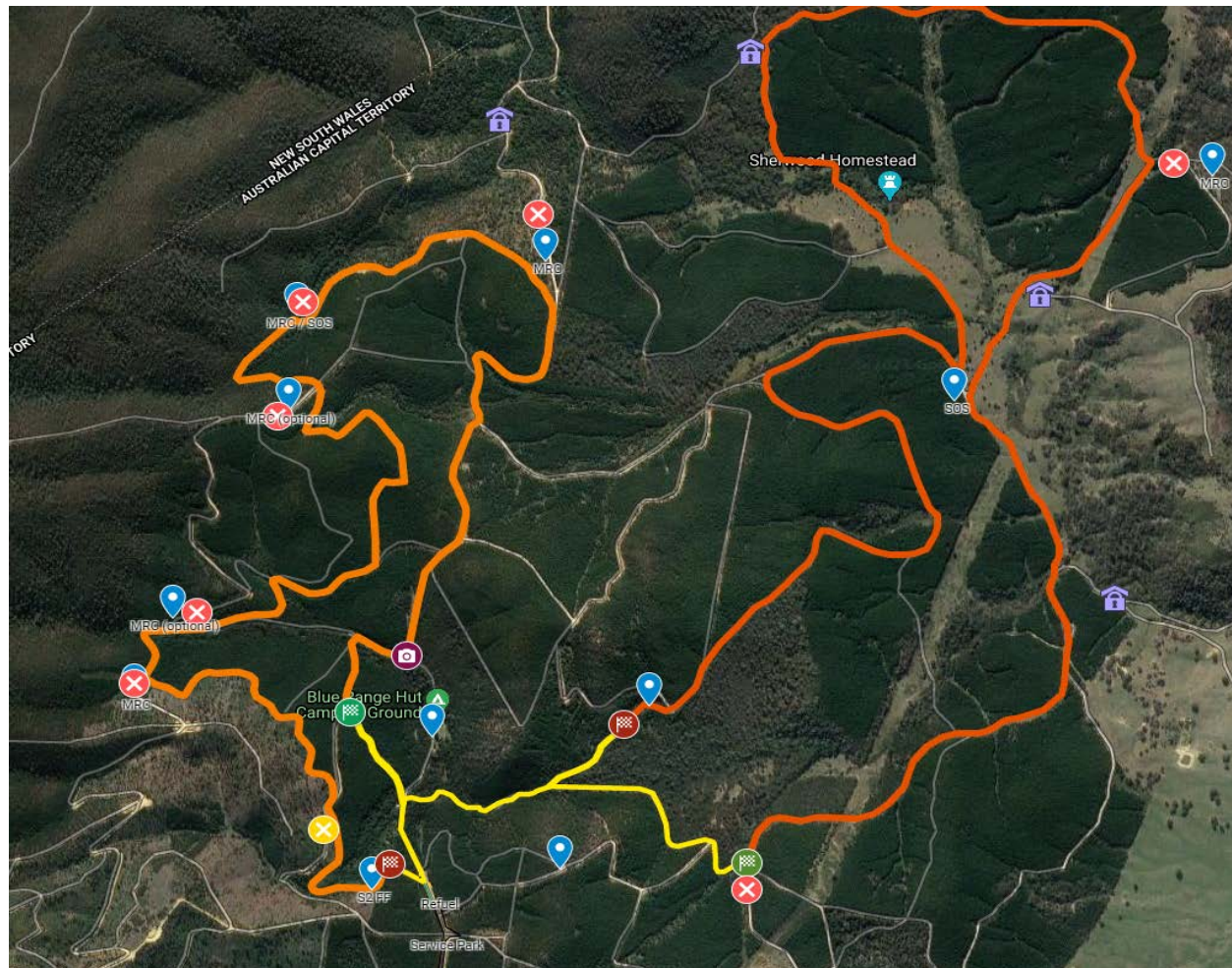
ADVICE / ROAD CONDITIONS:

Roads are open during Recce, be aware of officials will be using the road.














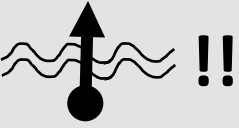
Tulips and mini control boards will be in place by 0730

Travel in the forward direction only at 40 km/h speed limit.


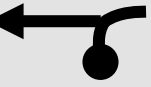
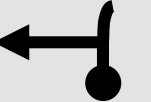









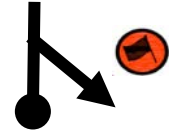

You may Recce before Doco and Scrutineering, consider driver having a first pass through then doing Doco.




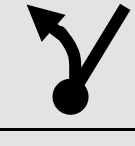


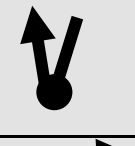









Blue Range Rallysprint Route (Competitors)

Cum	Inter	Tulip	Instruction	Reverse
0.00	0.00	!  1	Leave Service Park towards HQ, Caution! 2-way rally traffic (untill tulip 3)	1.88
0.50	0.50	!  2	TR (SP East West Road)	1.38
1.03	0.53	!  3	TR (SP East West Road)	0.85
1.70	0.67	 4	RGR do not TR	0.18
1.90	0.20	 5	TL through gateway into Start	0.00
0.00	0.00	SS1  1	SS1 Start.	11.06
0.65	0.65	 2	Caution! Hole on Left then RGR over Crest	10.41
1.03	0.38	 3	RGL Hole on inside	10.03
1.17	0.14	 3	RGL over Crest	9.89
1.36	0.19	 4	SO	9.70
1.75	0.39	 5	KL then RGR and RGL	9.31
2.32	0.57	 6	SO through Gate	8.74
2.43	0.11	 7	RGR SOS	8.63
2.72	0.29	 8	Double Caution!! Creek	8.34


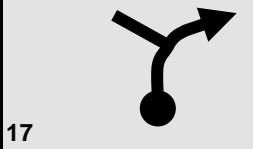

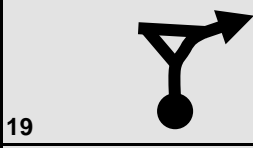
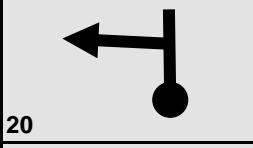
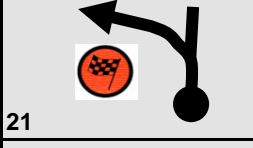


Blue Range Rallysprint Route (Competitors)

Cum	Inter	Tulip	Instruction	Reverse
3.17	0.45	 9	RGR on Crest	7.89
3.54	0.37	 10	TL	7.52
5.26	1.72	 11	TL (hard to see)	5.80
5.84	0.58	 12	RGR and RGL	5.22
6.75	0.91	 13	Caution! TVHR Ruts SOS	4.31
7.40	0.65	 14	Gate then turn left	3.66
8.31	0.91	 15	RGR through culvert	2.75
9.58	1.27	 16	Caution! Large rock on left. RGR Do not TR	1.48
9.75	0.17	 17	SS1 Flying Finish	1.31
10.10	0.35	 18	Stop	0.96
10.20	0.10	 19	TR (SP East West Road) Caution! 2 way rally traffic (untill tulip 21)	0.86
10.74	0.54	 20	TL (SP Blue Range Road)	0.32
11.06	0.32	 21	TVHR into start.	0.00
0.00	0.00	 1 SS2	SS2 Start.	8.03

Blue Range Rallysprint Route (Competitors)

Cum	Inter	Tulip	Instruction	Reverse
0.37	0.37		RGR	7.66
0.76	0.39		KL	7.27
1.73	0.97		TR	6.30
1.91	0.18		RGR then SO	6.12
2.12	0.21		KL	5.91
2.49	0.37		RGR Rutts on Exit	5.54
2.86	0.37		KL	5.17
3.18	0.32		RGR, RGL	4.85
3.73	0.55		RGR Hole on inside	4.30
3.91	0.18		RGL Do not Turn Left SOS	4.12
4.45	0.54		TR	3.58
4.76	0.31		Slight Right on Crest.	3.27
5.06	0.30		Slight Right on Crest. Drops on outside	2.97
5.66	0.60		SO	2.37

Blue Range Rallysprint Route (Competitors)

Cum	Inter	Tulip	Instruction	Reverse
6.07	0.41	 16	RGL	1.96
6.30	0.23	 17	RGR	1.73
6.76	0.46	 18	SO at crossroads over crest . Then FMR over Crest	1.27
7.20	0.44	 19	RGR	0.83
7.40	0.20	 20	TL	0.63
7.62	0.22	 21	RGL over Crest FF	0.41
8.00	0.38	 22	SS2 Stop	0.03
8.03	0.03	HQ 	TR to Service Park. !Caution 2 way rally traffic	0.00